



# Accounts Payable Check Register

Date: 7/10/2009

Check Run Date: 7/9/2009

Check Number	Vendor Number	Vendor Name	Account Description	Transaction Amount	Check Amount
216180	10883	A & A SEPTIC TANK SERVICE	Supplies/Chem, Med, Surg Supplies	150.00	\$150.00
216181	16	A E SHULL & COMPANY	City Capital Projects/Old Omen-Univ to Cr 2120	406441.08	\$625,470.79
			Capital Outlay/Water Systems	109514.85	
			Capital Outlay/Sanitary Sewers	109514.86	
216182	30	A-1 RENT ALL, INC.	Services/Hire of Equipment	115.24	\$115.24
216183	44	ABC AUTO PARTS	Garage/Parts	-697.39	\$7,838.87
			Garage/Parts	-10.00	
			Garage/Parts	38.20	
			Garage/Parts	24.90	
			Garage/Parts	9.06	
			Garage/Parts	370.32	
			Garage/Parts	15.95	
			Garage/Parts	10.60	
			Garage/Parts	207.42	
			Garage/Parts	509.20	
			Garage/Parts	25.98	
			Garage/Parts	216.09	
			Garage/Parts	700.48	
			Garage/Parts	641.45	
			Garage/Parts	360.59	
			Garage/Parts	35.88	
			Garage/Parts	52.41	
			Garage/Parts	64.36	
			Garage/Parts	123.90	
			Garage/Parts	12.24	
			Garage/Parts	201.09	
			Garage/Parts	155.88	
			Garage/Parts	129.78	
			Garage/Parts	-39.48	
			Garage/Parts	213.77	
			Garage/Parts	2436.75	
			Garage/Parts	44.18	
			Garage/Parts	360.17	



# Accounts Payable Check Register

Date: 7/10/2009

Check Run Date: 7/9/2009

Check Number	Vendor Number	Vendor Name	Account Description	Transaction Amount	Check Amount
216183	44	ABC AUTO PARTS	Garage/Parts	106.06	\$7,838.87
			Garage/Parts	7.68	
			Garage/Parts	143.41	
			Garage/Parts	31.86	
			Garage/Parts	8.58	
			Garage/Parts	45.75	
			Garage/Parts	150.95	
			Garage/Parts	71.08	
			Garage/Parts	188.36	
			Garage/Parts	48.84	
			Garage/Parts	35.88	
			Garage/Parts	53.88	
			Garage/Parts	115.29	
			Garage/Parts	86.31	
			Sundry/Fleet Maint/PI Default Ex	-170.30	
			Sundry/Fleet Maint/PI Default Ex	3.08	
			Sundry/Fleet Maint/PI Default Ex	6.50	
			Sundry/Fleet Maint/PI Default Ex	23.44	
			Sundry/Fleet Maint/PI Default Ex	33.28	
			Sundry/Fleet Maint/PI Default Ex	-75.00	
			Sundry/Fleet Maint/PI Default Ex	102.58	
			Sundry/Fleet Maint/PI Default Ex	117.52	
			Sundry/Fleet Maint/PI Default Ex	49.17	
			Sundry/Fleet Maint/PI Default Ex	10.31	
			Sundry/Fleet Maint/PI Default Ex	7.94	
			Sundry/Fleet Maint/PI Default Ex	251.64	
			Sundry/Fleet Maint/PI Default Ex	33.00	
			Sundry/Fleet Maint/PI Default Ex	39.12	
			Sundry/Fleet Maint/PI Default Ex	4.08	
			Sundry/Fleet Maint/PI Default Ex	4.08	
			Sundry/Fleet Maint/PI Default Ex	21.80	
			Sundry/Fleet Maint/PI Default Ex	18.36	
			Sundry/Fleet Maint/PI Default Ex	8.36	



# Accounts Payable Check Register

Date: 7/10/2009

Check Run Date: 7/9/2009

Check Number	Vendor Number	Vendor Name	Account Description	Transaction Amount	Check Amount	
216183	44	ABC AUTO PARTS	Sundry/Fleet Maint/PI Default Ex	19.50	\$7,838.87	
			Maintenance/Maint of Mach & Implement	22.70		
216184	11693	ABOVE AVERAGE BUILDING MAINTENANC	Services/Janitorial Service	209.33	\$628.00	
			Services/Janitorial Service	418.67		
216185	10530	ACCURINT	Services/Special Services	313.00	\$313.00	
216186	51	ACE SALES COMPANY	Maintenance/Drainage Projects	45.92	\$274.51	
			Maintenance/Maint of Mach & Implement	34.99		
			Maintenance/Maint of Mach & Implement	72.00		
			Maintenance/Maint of Mach & Implement	11.99		
			Maintenance/Maint of Mach & Implement	109.61		
216187	52	ACME MACHINERY	Supplies/Hand Tool Supplies	194.60		\$453.10
			Supplies/Employee Safety Equipment	137.50		
			Supplies/Hand Tool Allowance	121.00		
216188	67	ADVANCED TEMPORARIES INC	Services/Temporary Agencies	270.00	\$6,573.47	
			Services/Temporary Agencies	3426.83		
			Services/Temporary Agencies	749.84		
			Services/Temporary Agencies	540.00		
			Services/Temporary Agencies	1046.80		
			Services/Temporary Agencies	540.00		
216189	6845	ADVANCED TRACKING TECHNOLOGIES	Services/Special Services	792.00	\$792.00	
216190	11187	AIRE SERV OF SMITH COUNTY	Maintenance/Heating-Cooling Systems	120.00	\$375.00	
			Maintenance/Heating-Cooling Systems	80.00		
			Maintenance/Heating-Cooling Systems	80.00		
			Maintenance/Heating-Cooling Systems	95.00		
216191	6613	ALTIVIA CORPORATION	Supplies/Chem, Med, Surg Supplies	4370.42	\$25,600.87	
			Supplies/Chem, Med, Surg Supplies	4259.84		
			Supplies/Chem, Med, Surg Supplies	4380.23		
			Supplies/Chem, Med, Surg Supplies	4256.54		
			Supplies/Chem, Med, Surg Supplies	4197.56		
			Supplies/Chem, Med, Surg Supplies	4136.28		
216192	8917	AMERI-TEX SERVICES-PORTABLE TOILET	Services/Rents	349.75	\$422.50	
			Services/Rents	72.75		
216193	4805	ANA-LAB CORPORATION	Services/Special Services	374.50	\$374.50	



# Accounts Payable Check Register

Date: 7/10/2009

Check Run Date: 7/9/2009

Check Number	Vendor Number	Vendor Name	Account Description	Transaction Amount	Check Amount
216194	152	ANALYTICAL ENVIRONMENTAL	Services/Special Services	4290.00	\$4,446.00
			Services/Special Services	68.00	
			Services/Special Services	88.00	
216195	9219	ANDERCO GROUP INC (CONSTRUCTION)	CDBG/Home -/08 Demolition	1000.00	\$3,850.00
			CDBG/Home -/08 Demolition	1900.00	
			CDBG/Home -/08 Demolition	950.00	
216196	9205	ANGELA M ARNOLD	Sundry/Voucher Program 952	34.00	\$34.00
216199	186	ANZAK INC	Maintenance/Building Maintenance	293.00	\$293.00
216200	192	APPLIED INDUSTRIAL TECH.	Maintenance/Maint of Mach & Implement	6.46	\$6.46
216201	11245	AQUA-REC INC	Supplies/Chem, Med, Surg Supplies	267.00	\$4,955.00
			Supplies/Chem, Med, Surg Supplies	15.00	
			Supplies/Chem, Med, Surg Supplies	2858.00	
			Supplies/Chem, Med, Surg Supplies	1815.00	
216202	197	ARAMARK UNIFORM SERVICES	Supplies/Clothing, Dry Goods	6.93	\$15.37
			Supplies/Clothing, Dry Goods	6.93	
			Maintenance/Building Maintenance	1.51	
216203	8865	ARC REAL ESTATE HOLDINGS C/O	Sundry/Voucher Program 952	86.00	\$86.00
216204	11728	ARCHIBALD ROBERT STEEL	Sundry/Voucher Program 952	441.00	\$441.00
216205	7206	ARK-LA-TEX SHREDDING COMPANY	Services/Special Services	508.20	\$508.20
216206	6673	ARMOR MATERIALS	Maintenance/Utility Cut Repairs	629.85	\$19,153.89
			Maintenance/Streets, Rdways, Highways	856.05	
			Maintenance/Utility Cut Repairs	335.40	
			Maintenance/Streets, Rdways, Highways	2131.35	
			Maintenance/Streets, Rdways, Highways	664.30	
			Maintenance/Sanitary Sewers	767.99	
			Maintenance/Streets, Rdways, Highways	1056.90	
			Maintenance/Streets, Rdways, Highways	947.70	
			Maintenance/Streets, Rdways, Highways	887.90	
			Maintenance/Streets, Rdways, Highways	1323.40	
			Maintenance/Streets, Rdways, Highways	1336.40	
			Maintenance/Streets, Rdways, Highways	1029.60	
			Maintenance/Streets, Rdways, Highways	662.35	
			Maintenance/Streets, Rdways, Highways	131.95	



# Accounts Payable Check Register

Date: 7/10/2009

Check Run Date: 7/9/2009

Check Number	Vendor Number	Vendor Name	Account Description	Transaction Amount	Check Amount
216206	6673	ARMOR MATERIALS	Maintenance/Utility Cut Repairs	561.60	\$19,153.89
			Maintenance/Utility Cut Repairs	232.05	
			Maintenance/Streets, Rdways, Highways	854.10	
			Maintenance/Streets, Rdways, Highways	1268.15	
			Maintenance/Streets, Rdways, Highways	1307.15	
			Maintenance/Streets, Rdways, Highways	1366.95	
			Maintenance/Streets, Rdways, Highways	99.45	
			Maintenance/Streets, Rdways, Highways	572.00	
			Maintenance/Streets, Rdways, Highways	131.30	
216207	5925	ARTMIRE'S SOUTHWEST INC	Supplies/Botanical & Agri Supplies	2180.00	
216208	12180	ARTMIRE'S URBAN FORESTRY LLC	Supplies/Botanical & Agri Supplies	4925.00	\$5,200.00
			Supplies/Botanical & Agri Supplies	275.00	
216209	220	ASTRO JOHNNY WASTE	Supplies/Recreational Supplies	1392.50	\$2,272.50
			Supplies/Recreational Supplies	880.00	
216210	222	AT&T	Utilities/Long Distance Charges	128.05	\$128.05
216211	10939	AT&T	Utilities/Basic Telephone Service	7356.19	\$11,640.77
			Utilities/Basic Telephone Service	4213.08	
			Utilities/Basic Telephone Service	43.35	
			Utilities/Basic Telephone Service	28.15	
216212	10159	AT&T MOBILTY	Services/Special Services	91.12	\$91.12
216213	12140	ATHENS SCUBA PARK INC	Services/Special Services	1300.00	\$1,300.00
216214	248	AUSTIN WHITE LIME CO.	Supplies/Chem, Med, Surg Supplies	3283.35	\$3,283.35
216215	277	BAKER & TAYLOR INC	Capital Outlay/Audio Visual Aids	12.34	\$2,433.65
			Capital Outlay/Audio Visual Aids	21.57	
			Capital Outlay/Books	80.02	
			Capital Outlay/Audio Visual Aids	46.50	
			Capital Outlay/Audio Visual Aids	12.32	
			Capital Outlay/Audio Visual Aids	25.88	
			Capital Outlay/Books	52.62	
			Capital Outlay/Books	1625.17	
			Capital Outlay/Books	311.65	
			Capital Outlay/Books	193.52	
			Capital Outlay/Books	22.89	



# Accounts Payable Check Register

Date: 7/10/2009

Check Run Date: 7/9/2009

Check Number	Vendor Number	Vendor Name	Account Description	Transaction Amount	Check Amount
216215	277	BAKER & TAYLOR INC	Capital Outlay/Books	29.17	\$2,433.65
216216	9135	BAKER DISTRIBUTING COMPANY	Maintenance/Building Maintenance	673.20	\$673.20
216217	300	BATTEN'S PHOTOGEM LABS	Services/Special Services	51.95	\$51.95
216218	303	BAXTER SALES CO., INC.	Supplies/Janitorial Supplies	132.23	\$132.23
216219	10123	BECKAT OIL & FUEL	Supplies/Offsite Fuel	825.17	\$5,642.66
			Supplies/Offsite Fuel	2680.69	
			Supplies/Offsite Fuel	1277.30	
			Supplies/Offsite Fuel	859.50	
216220	3443	BENNY SWAN ELECTRICAL SERVICE	Maintenance/Building Maintenance	212.55	\$1,048.80
			Maintenance/Building Maintenance	160.00	
			Maintenance/Sports Field Maint	155.61	
			Maintenance/Sports Field Maint	363.65	
			Maintenance/Sports Field Maint	156.99	
216222	8575	BIG EDDY WATER	Utilities/Water/Sewer/Garbage	23.12	\$23.12
216223	388	BOSWORTH & ASSOCIATES	Services/Insurance Premiums	1625.00	\$1,625.00
216227	436	BUCHER WILLIS & RATLIFF CORP	Services/Special Services	5572.19	\$5,572.19
216228	494	CALIFORNIA CONTRACTORS	Supplies/Office Supplies	238.80	\$238.80
216230	8503	CENTERLINE SUPPLY, LTD.	Maintenance/Signs & Street Markings	250.00	\$3,809.00
			Maintenance/Signs & Street Markings	3559.00	
216231	1148	CENTERPOINT ENERGY	Utilities/Natural Gas	34.60	\$1,987.36
			Utilities/Natural Gas	23.35	
			Utilities/Natural Gas	19.01	
			Utilities/Natural Gas	36.52	
			Utilities/Natural Gas	21.13	
			Utilities/Natural Gas	97.45	
			Utilities/Natural Gas	43.07	
			Utilities/Natural Gas	83.08	
			Utilities/Natural Gas	17.29	
			Utilities/Natural Gas	67.44	
			Utilities/Natural Gas	79.62	
			Utilities/Natural Gas	63.18	
			Utilities/Natural Gas	24.21	
			Utilities/Natural Gas	134.17	



# Accounts Payable Check Register

Date: 7/10/2009

Check Run Date: 7/9/2009

Check Number	Vendor Number	Vendor Name	Account Description	Transaction Amount	Check Amount
216231	1148	CENTERPOINT ENERGY	Utilities/Natural Gas	22.48	\$1,987.36
			Utilities/Natural Gas	20.75	
			Utilities/Natural Gas	27.68	
			Utilities/Natural Gas	35.47	
			Utilities/Natural Gas	22.48	
			Utilities/Natural Gas	165.33	
			Utilities/Natural Gas	706.33	
			Utilities/Natural Gas	98.68	
			Utilities/Natural Gas	21.61	
			Utilities/Natural Gas	107.32	
			City Capital Projects/Grande Blvd-Bwy to Paluxy	15.11	
216232	2300	CERTIFIED LABORATORIES	Maintenance/Maint of Mach & Implement	1545.74	\$1,643.89
			Maintenance/Maint of Mach & Implement	98.15	
216233	607	CHEROKEE COUNTY ELECTRIC	Utilities/Power and Lights	24.57	\$49.14
			Utilities/Power and Lights	24.57	
216235	4486	CLEANMASTER JANITORIAL SVC INC	Supplies/Janitorial Supplies	695.04	\$695.04
216236	10649	COBAN RESEARCH & TECHNOLOGIES INC	Capital Outlay/Motor Vehicles	8250.00	\$8,250.00
216237	734	CONTRACTOR'S SUPPLIES,INC	Supplies/Employee Safety Equipment	29.95	\$29.95
216238	10601	CONTRACTORS BUILDING SUPPLY	Maintenance/Sports Field Maint	153.90	\$153.90
216240	12170	CRAIG LILES	Maintenance/Building Maintenance	2366.50	\$2,366.50
216241	757	CROW TOWING SERVICE INC	Services/Towing Service	50.00	\$50.00
216242	11718	CROWN CONSTRUCTION CORP	CDBG/Home -/08 Herndon Hill C&G	17026.65	\$17,026.65
216243	758	CROWN OFFICE SUPPLY CO	Supplies/Office Supplies	383.55	\$383.55
216244	9774	CYBEX INTERNATIONAL, INC.	Supplies/Recreational Supplies	855.00	\$903.75
			Supplies/Recreational Supplies	48.75	
216246	928	DANWAL	Maintenance/Building Maintenance	25.00	\$640.20
			Services/Adv & Publicity Printing	448.00	
			Supplies/Clothing, Dry Goods	89.20	
			Supplies/Clothing, Dry Goods	78.00	
216247	884	DEALERS ELECTRICAL SUPPLY	Services/Special Services	891.36	\$894.45
			Maintenance/Maint of Mach & Implement	3.09	
216249	914	DEMCO INC	Supplies/Office Supplies	324.74	\$324.74
216250	12171	DIRECT ENERGY BUSINESS - DALLAS	Utilities/Power and Lights	1844.06	\$31,816.22



# Accounts Payable Check Register

Date: 7/10/2009

Check Run Date: 7/9/2009

Check Number	Vendor Number	Vendor Name	Account Description	Transaction Amount	Check Amount
216250	12171	DIRECT ENERGY BUSINESS - DALLAS	Utilities/Power and Lights	2689.82	\$31,816.22
			Utilities/Power and Lights	3805.72	
			Utilities/Power and Lights	644.01	
			Utilities/Power and Lights	8903.84	
			Utilities/Power and Lights	759.31	
			Utilities/Power and Lights	1129.74	
			Utilities/Power and Lights	11975.55	
			Utilities/Power and Lights	64.17	
216251	955	DIXIE PAPER CO.	Supplies/Office Supplies	129.88	\$1,117.00
			Supplies/Office Supplies	33.77	
			Services/Tournament Expenses	248.37	
			Services/Tournament Expenses	35.00	
			Supplies/Janitorial Supplies	218.67	
			Supplies/Janitorial Supplies	105.71	
			Supplies/Janitorial Supplies	164.26	
			Supplies/Office Supplies	64.96	
			Supplies/Office Supplies	46.94	
			Supplies/Janitorial Supplies	69.44	
216252	957	DIXSON-HAGER AIR CONDITIONING INC	Maintenance/Building Maintenance	168.75	\$168.75
216254	904503	DOUG WIEBE C/O GPM	Sundry/Voucher Program 952	1900.00	\$1,900.00
216255	1000	DPC INDUSTRIES, INC.	Supplies/Chem, Med, Surg Supplies	5904.00	\$16,508.00
			Supplies/Chem, Med, Surg Supplies	3600.00	
			Supplies/Chem, Med, Surg Supplies	3060.00	
			Supplies/Chem, Med, Surg Supplies	3944.00	
216256	4183	MISC - WATER REFUNDS	Utility Billing Rec/	37.89	\$37.89
216257	1048	EAST TEXAS ALARM INC	Services/Rents	22.00	\$677.84
			Services/Security System Monitor	33.00	
			Services/Security System Monitor	22.00	
			Maintenance/Building Maintenance	5.95	
			Maintenance/Building Maintenance	11.89	
			Services/Security System Monitor	22.00	
			Services/Special Services	55.00	
			Services/Security System Monitor	165.00	



# Accounts Payable Check Register

Date: 7/10/2009

Check Run Date: 7/9/2009

Check Number	Vendor Number	Vendor Name	Account Description	Transaction Amount	Check Amount
216257	1048	EAST TEXAS ALARM INC	Maintenance/Building Maintenance	60.50	\$677.84
			Services/Security System Monitor	22.00	
			Services/Security System Monitor	258.50	
216258	1053	EAST TEXAS CITY MANAGER'S ASSOC.	Services/Dues & Subscriptions	10.00	\$10.00
216259	1061	EAST TEXAS FASTENERS INC	Maintenance/Transit Ground Maintenc	77.14	\$77.14
216260	1062	EAST TEXAS FENCE	City Capital Projects/Grande Blvd-Bwy to Paluxy	4850.00	\$4,850.00
216261	1075	EAST TEXAS OXYGEN CO.	Maintenance/Container Maintenance	60.00	\$68.88
			Maintenance/Container Maintenance	8.88	
216262	1079	EAST TEXAS REFRIGERATION	Services/Rents	900.00	\$900.00
216263	904825	EASTWOOD ASSOCIATES C/O	Sundry/Voucher Program 952	132.00	\$132.00
216264	1130	ELLIOTT ELECTRIC SUPPLY	Supplies/Hand Tool Allowance	90.00	\$103.56
			Supplies/Hand Tool Allowance	8.90	
			Supplies/Hand Tool Allowance	4.66	
216265	10791	EMBARQ	Utilities/Basic Telephone Service	218.87	\$218.87
216266	3184	ENSEMBLE	Supplies/Office Supplies	45.99	\$45.99
216267	1146	ENTENMANN-ROVIN CO.	Supplies/Clothing, Dry Goods	65.73	\$65.73
216268	11135	ERMA L YAMINI	Services/Special Services	200.00	\$200.00
216269	1178	ESCHBERGER PLUMBING	Maintenance/Building Maintenance	353.80	\$353.80
216270	1179	ESRI, INC	Services/Travel / Training	1470.00	\$3,950.00
			Services/Travel / Training	980.00	
			Maintenance/Software Contract Fees	1500.00	
216271	1187	ESTES, INC.	Supplies/Botanical & Agri Supplies	130.00	\$2,211.75
			Supplies/Botanical & Agri Supplies	95.00	
			Supplies/Botanical & Agri Supplies	98.75	
			Maintenance/Sports Field Maint	680.00	
			Supplies/Botanical & Agri Supplies	638.00	
			Maintenance/Sports Field Maint	570.00	
216273	9990	EWING	Maintenance/Parking Lot Maint	18.57	\$800.16
			Maintenance/Parking Lot Maint	7.91	
			Maintenance/Parking Lot Maint	11.04	
			Maintenance/Water Mains	36.36	
			Maintenance/Water Mains	213.46	
			Maintenance/Water Mains	7.04	



# Accounts Payable Check Register

Date: 7/10/2009

Check Run Date: 7/9/2009

Check Number	Vendor Number	Vendor Name	Account Description	Transaction Amount	Check Amount
216273	9990	EWING	Maintenance/Water Mains	14.85	\$800.16
			Maintenance/Water Mains	2.06	
			Maintenance/Water Mains	26.15	
			Maintenance/Water Mains	396.31	
			Supplies/Chem, Med, Surg Supplies	66.41	
216274	5482	EXPERIAN	Maintenance/Container Maintenance	42.00	\$42.00
216275	1214	EXPRESS PERSONNEL SVCS	Services/Temporary Agencies	1147.54	\$4,315.09
			Services/Temporary Agencies	569.35	
			Services/Temporary Agencies	566.80	
			Services/Temporary Agencies	1086.40	
			Services/Temporary Agencies	945.00	
216276	11546	EXPRESS SHOT #1	Supplies/Offsite Fuel	93.80	\$6,625.24
			Supplies/Offsite Fuel	58.64	
			Supplies/Offsite Fuel	10.89	
			Supplies/Offsite Fuel	43.31	
			Supplies/Offsite Fuel	36.45	
			Supplies/Offsite Fuel	36.46	
			Supplies/Offsite Fuel	66.41	
			Supplies/Offsite Fuel	68.69	
			Supplies/Offsite Fuel	17.73	
			Supplies/Offsite Fuel	81.00	
			Supplies/Offsite Fuel	70.00	
			Supplies/Offsite Fuel	65.39	
			Supplies/Offsite Fuel	57.91	
			Supplies/Offsite Fuel	41.29	
			Supplies/Offsite Fuel	38.00	
			Supplies/Offsite Fuel	25.00	
			Supplies/Offsite Fuel	33.56	
			Supplies/Offsite Fuel	13.62	
			Supplies/Offsite Fuel	10.89	
			Supplies/Offsite Fuel	13.63	
			Supplies/Offsite Fuel	10.46	
			Supplies/Offsite Fuel	15.06	



# Accounts Payable Check Register

Date: 7/10/2009

Check Run Date: 7/9/2009

Check Number	Vendor Number	Vendor Name	Account Description	Transaction Amount	Check Amount
216276	11546	EXPRESS SHOT #1	Supplies/Offsite Fuel	38.00	\$6,625.24
			Supplies/Offsite Fuel	66.41	
			Supplies/Offsite Fuel	68.69	
			Supplies/Offsite Fuel	71.46	
			Supplies/Offsite Fuel	70.36	
			Supplies/Offsite Fuel	75.82	
			Supplies/Offsite Fuel	48.59	
			Supplies/Offsite Fuel	25.00	
			Supplies/Offsite Fuel	43.31	
			Supplies/Offsite Fuel	36.46	
			Supplies/Offsite Fuel	36.45	
			Supplies/Offsite Fuel	40.01	
			Supplies/Offsite Fuel	41.29	
			Supplies/Offsite Fuel	41.97	
			Supplies/Offsite Fuel	93.80	
			Supplies/Offsite Fuel	59.64	
			Supplies/Offsite Fuel	40.46	
			Supplies/Offsite Fuel	2.74	
			Supplies/	52.30	
			Supplies/Offsite Fuel	50.00	
			Supplies/Offsite Fuel	52.00	
			Supplies/Offsite Fuel	5.00	
			Supplies/Offsite Fuel	-10.89	
			Supplies/Offsite Fuel	-38.00	
			Supplies/Offsite Fuel	-66.41	
			Supplies/Offsite Fuel	-68.69	
			Supplies/Offsite Fuel	-25.00	
			Supplies/Offsite Fuel	-36.46	
			Supplies/Offsite Fuel	-36.45	
			Supplies/Offsite Fuel	-41.29	
			Supplies/Offsite Fuel	-93.80	
			Supplies/Offsite Fuel	15.12	
			Supplies/Offsite Fuel	20.00	



# Accounts Payable Check Register

Date: 7/10/2009

Check Run Date: 7/9/2009

Check Number	Vendor Number	Vendor Name	Account Description	Transaction Amount	Check Amount
216276	11546	EXPRESS SHOT #1	Supplies/Offsite Fuel	22.05	\$6,625.24
			Supplies/Offsite Fuel	31.03	
			Supplies/Offsite Fuel	44.55	
			Supplies/Offsite Fuel	25.18	
			Supplies/Offsite Fuel	33.62	
			Supplies/Offsite Fuel	32.92	
			Supplies/Offsite Fuel	25.00	
			Supplies/Offsite Fuel	24.55	
			Supplies/Offsite Fuel	27.00	
			Supplies/Offsite Fuel	31.47	
			Supplies/Offsite Fuel	34.59	
			Supplies/Offsite Fuel	28.01	
			Supplies/Offsite Fuel	31.58	
			Supplies/Offsite Fuel	40.11	
			Supplies/Offsite Fuel	14.84	
			Supplies/Offsite Fuel	32.47	
			Supplies/Offsite Fuel	18.38	
			Supplies/Offsite Fuel	14.35	
			Supplies/Offsite Fuel	30.00	
			Supplies/Offsite Fuel	35.23	
			Supplies/Offsite Fuel	12.02	
			Supplies/Offsite Fuel	23.70	
			Supplies/Offsite Fuel	36.31	
			Supplies/Offsite Fuel	28.10	
			Supplies/Offsite Fuel	35.88	
			Supplies/Offsite Fuel	53.50	
			Supplies/Offsite Fuel	41.19	
			Supplies/Offsite Fuel	34.84	
			Supplies/Offsite Fuel	47.33	
			Supplies/Offsite Fuel	41.77	
			Supplies/Offsite Fuel	26.82	
			Supplies/Offsite Fuel	20.38	
			Supplies/Offsite Fuel	43.00	



# Accounts Payable Check Register

Date: 7/10/2009

Check Run Date: 7/9/2009

Check Number	Vendor Number	Vendor Name	Account Description	Transaction Amount	Check Amount
216276	11546	EXPRESS SHOT #1	Supplies/Offsite Fuel	16.53	\$6,625.24
			Supplies/Offsite Fuel	29.20	
			Supplies/Offsite Fuel	24.73	
			Supplies/Offsite Fuel	31.50	
			Supplies/Offsite Fuel	44.77	
			Supplies/Offsite Fuel	48.30	
			Supplies/Offsite Fuel	28.00	
			Supplies/Offsite Fuel	39.32	
			Supplies/Offsite Fuel	37.66	
			Supplies/Offsite Fuel	33.14	
			Supplies/Offsite Fuel	30.09	
			Supplies/Offsite Fuel	33.56	
			Supplies/Offsite Fuel	22.58	
			Supplies/Offsite Fuel	32.85	
			Supplies/Offsite Fuel	36.35	
			Supplies/Offsite Fuel	34.50	
			Supplies/Offsite Fuel	37.53	
			Supplies/Offsite Fuel	41.19	
			Supplies/Offsite Fuel	39.47	
			Supplies/Offsite Fuel	27.26	
			Supplies/Offsite Fuel	41.27	
			Supplies/Offsite Fuel	27.18	
			Supplies/Offsite Fuel	21.10	
			Supplies/Offsite Fuel	33.89	
			Supplies/Offsite Fuel	41.39	
			Supplies/Offsite Fuel	17.85	
			Supplies/Offsite Fuel	21.73	
			Supplies/Offsite Fuel	25.74	
			Supplies/Offsite Fuel	52.68	
			Supplies/Offsite Fuel	18.17	
			Supplies/Offsite Fuel	38.05	
			Supplies/Offsite Fuel	34.42	
			Supplies/Offsite Fuel	46.00	



# Accounts Payable Check Register

Date: 7/10/2009

Check Run Date: 7/9/2009

Check Number	Vendor Number	Vendor Name	Account Description	Transaction Amount	Check Amount
216276	11546	EXPRESS SHOT #1	Supplies/Offsite Fuel	31.21	\$6,625.24
			Supplies/Offsite Fuel	29.58	
			Supplies/Offsite Fuel	31.00	
			Supplies/Offsite Fuel	23.53	
			Supplies/Offsite Fuel	23.65	
			Supplies/Offsite Fuel	18.00	
			Supplies/Offsite Fuel	34.28	
			Supplies/Offsite Fuel	33.82	
			Supplies/Offsite Fuel	36.62	
			Supplies/Offsite Fuel	26.31	
			Supplies/Offsite Fuel	46.85	
			Supplies/Offsite Fuel	34.15	
			Supplies/Offsite Fuel	24.48	
			Supplies/Offsite Fuel	27.44	
			Supplies/Offsite Fuel	35.32	
			Supplies/Offsite Fuel	37.83	
			Supplies/Offsite Fuel	13.02	
			Supplies/Offsite Fuel	40.49	
			Supplies/Offsite Fuel	44.00	
			Supplies/Offsite Fuel	24.88	
			Supplies/Offsite Fuel	22.04	
			Supplies/Offsite Fuel	37.58	
			Supplies/Offsite Fuel	47.56	
			Supplies/Offsite Fuel	34.00	
			Supplies/Offsite Fuel	37.03	
			Supplies/Offsite Fuel	30.79	
			Supplies/Offsite Fuel	58.43	
			Supplies/Offsite Fuel	32.34	
			Supplies/Offsite Fuel	34.00	
			Supplies/Offsite Fuel	56.85	
			Supplies/Offsite Fuel	29.37	
			Supplies/Offsite Fuel	41.67	
			Supplies/Offsite Fuel	31.15	



# Accounts Payable Check Register

Date: 7/10/2009

Check Run Date: 7/9/2009

Check Number	Vendor Number	Vendor Name	Account Description	Transaction Amount	Check Amount
216276	11546	EXPRESS SHOT #1	Supplies/Offsite Fuel	33.75	\$6,625.24
			Supplies/Offsite Fuel	29.00	
			Supplies/Offsite Fuel	12.01	
			Supplies/Offsite Fuel	33.95	
			Supplies/Offsite Fuel	33.01	
			Supplies/Offsite Fuel	39.27	
			Supplies/Offsite Fuel	22.88	
			Supplies/Offsite Fuel	35.36	
			Supplies/Offsite Fuel	24.41	
			Supplies/Offsite Fuel	11.24	
			Supplies/Offsite Fuel	28.00	
			Supplies/Offsite Fuel	39.38	
			Supplies/Offsite Fuel	27.92	
			Supplies/Offsite Fuel	60.00	
			Supplies/Offsite Fuel	76.02	
			Supplies/Offsite Fuel	67.97	
			Supplies/Offsite Fuel	55.80	
			Supplies/Offsite Fuel	81.65	
			Supplies/Offsite Fuel	49.39	
			Supplies/Offsite Fuel	101.89	
			Supplies/Offsite Fuel	141.85	
			Supplies/Offsite Fuel	46.52	
			Supplies/Offsite Fuel	55.66	
			Supplies/Offsite Fuel	70.01	
			Supplies/Offsite Fuel	81.84	
			Supplies/Offsite Fuel	31.29	
			Supplies/Offsite Fuel	32.67	
			Supplies/Offsite Fuel	35.00	
			Supplies/Offsite Fuel	14.99	
			Supplies/Offsite Fuel	14.53	
			Supplies/Offsite Fuel	44.00	
			Supplies/Offsite Fuel	17.62	
			Supplies/Offsite Fuel	37.83	



# Accounts Payable Check Register

Date: 7/10/2009

Check Run Date: 7/9/2009

Check Number	Vendor Number	Vendor Name	Account Description	Transaction Amount	Check Amount
216276	11546	EXPRESS SHOT #1	Supplies/Offsite Fuel	23.50	\$6,625.24
			Supplies/Offsite Fuel	37.02	
			Supplies/Offsite Fuel	33.96	
			Supplies/Offsite Fuel	29.01	
			Supplies/Offsite Fuel	31.19	
			Supplies/Offsite Fuel	34.75	
			Supplies/Offsite Fuel	147.26	
			Supplies/Offsite Fuel	17.44	
			Supplies/Offsite Fuel	33.82	
			Supplies/Offsite Fuel	30.29	
			Supplies/Offsite Fuel	15.12	
			Supplies/Offsite Fuel	20.00	
			Supplies/Offsite Fuel	22.05	
			Supplies/Offsite Fuel	31.03	
			Supplies/Offsite Fuel	44.55	
			Supplies/Offsite Fuel	25.18	
			Supplies/Offsite Fuel	33.62	
			Supplies/Offsite Fuel	32.92	
			Supplies/Offsite Fuel	25.00	
			Supplies/Offsite Fuel	24.55	
			Supplies/Offsite Fuel	27.00	
			Supplies/Offsite Fuel	31.47	
			Supplies/Offsite Fuel	34.59	
			Supplies/Offsite Fuel	28.01	
			Supplies/Offsite Fuel	31.58	
			Supplies/Offsite Fuel	40.11	
			Supplies/Offsite Fuel	14.84	
			Supplies/Offsite Fuel	32.47	
			Supplies/Offsite Fuel	18.38	
			Supplies/Offsite Fuel	14.35	
			Supplies/Offsite Fuel	30.00	
			Supplies/Offsite Fuel	35.23	
			Supplies/Offsite Fuel	12.02	



# Accounts Payable Check Register

Date: 7/10/2009

Check Run Date: 7/9/2009

Check Number	Vendor Number	Vendor Name	Account Description	Transaction Amount	Check Amount
216276	11546	EXPRESS SHOT #1	Supplies/Offsite Fuel	23.70	\$6,625.24
			Supplies/Offsite Fuel	36.31	
			Supplies/Offsite Fuel	28.10	
			Supplies/Offsite Fuel	35.88	
			Supplies/Offsite Fuel	53.50	
			Supplies/Offsite Fuel	41.19	
			Supplies/Offsite Fuel	34.84	
			Supplies/Offsite Fuel	47.33	
			Supplies/Offsite Fuel	41.77	
			Supplies/Offsite Fuel	26.82	
			Supplies/Offsite Fuel	20.38	
			Supplies/Offsite Fuel	43.00	
			Supplies/Offsite Fuel	16.53	
			Supplies/Offsite Fuel	29.20	
			Supplies/Offsite Fuel	24.73	
			Supplies/Offsite Fuel	31.50	
			Supplies/Offsite Fuel	44.77	
			Supplies/Offsite Fuel	48.30	
			Supplies/Offsite Fuel	28.00	
			Supplies/Offsite Fuel	39.32	
			Supplies/Offsite Fuel	37.66	
			Supplies/Offsite Fuel	33.14	
			Supplies/Offsite Fuel	30.09	
			Supplies/Offsite Fuel	33.56	
			Supplies/Offsite Fuel	22.58	
			Supplies/Offsite Fuel	32.85	
			Supplies/Offsite Fuel	36.35	
			Supplies/Offsite Fuel	34.50	
			Supplies/Offsite Fuel	37.53	
			Supplies/Offsite Fuel	41.19	
			Supplies/Offsite Fuel	39.47	
			Supplies/Offsite Fuel	27.26	
			Supplies/Offsite Fuel	41.27	



# Accounts Payable Check Register

Date: 7/10/2009

Check Run Date: 7/9/2009

Check Number	Vendor Number	Vendor Name	Account Description	Transaction Amount	Check Amount
216276	11546	EXPRESS SHOT #1	Supplies/Offsite Fuel	27.18	\$6,625.24
			Supplies/Offsite Fuel	21.10	
			Supplies/Offsite Fuel	33.89	
			Supplies/Offsite Fuel	41.39	
			Supplies/Offsite Fuel	17.85	
			Supplies/Offsite Fuel	21.73	
			Supplies/Offsite Fuel	25.74	
			Supplies/Offsite Fuel	52.68	
			Supplies/Offsite Fuel	18.17	
			Supplies/Offsite Fuel	38.05	
			Supplies/Offsite Fuel	34.42	
			Supplies/Offsite Fuel	46.00	
			Supplies/Offsite Fuel	31.21	
			Supplies/Offsite Fuel	29.58	
			Supplies/Offsite Fuel	31.00	
			Supplies/Offsite Fuel	23.53	
			Supplies/Offsite Fuel	23.65	
			Supplies/Offsite Fuel	18.00	
			Supplies/Offsite Fuel	34.28	
			Supplies/Offsite Fuel	33.82	
			Supplies/Offsite Fuel	36.62	
			Supplies/Offsite Fuel	26.31	
			Supplies/Offsite Fuel	46.85	
			Supplies/Offsite Fuel	34.15	
			Supplies/Offsite Fuel	24.48	
			Supplies/Offsite Fuel	27.44	
			Supplies/Offsite Fuel	35.32	
			Supplies/Offsite Fuel	13.02	
			Supplies/Offsite Fuel	40.49	
			Supplies/Offsite Fuel	44.00	
			Supplies/Offsite Fuel	24.88	
			Supplies/Offsite Fuel	22.04	
			Supplies/Offsite Fuel	37.58	



# Accounts Payable Check Register

Date: 7/10/2009

Check Run Date: 7/9/2009

Check Number	Vendor Number	Vendor Name	Account Description	Transaction Amount	Check Amount
216276	11546	EXPRESS SHOT #1	Supplies/Offsite Fuel	47.56	\$6,625.24
			Supplies/Offsite Fuel	34.00	
			Supplies/Offsite Fuel	37.03	
			Supplies/Offsite Fuel	30.79	
			Supplies/Offsite Fuel	58.43	
			Supplies/Offsite Fuel	32.34	
			Supplies/Offsite Fuel	34.00	
			Supplies/Offsite Fuel	56.85	
			Supplies/Offsite Fuel	29.37	
			Supplies/Offsite Fuel	41.67	
			Supplies/Offsite Fuel	31.15	
			Supplies/Offsite Fuel	33.75	
			Supplies/Offsite Fuel	29.00	
			Supplies/Offsite Fuel	12.01	
			Supplies/Offsite Fuel	33.95	
			Supplies/Offsite Fuel	33.01	
			Supplies/Offsite Fuel	39.27	
			Supplies/Offsite Fuel	22.88	
			Supplies/Offsite Fuel	35.36	
			Supplies/Offsite Fuel	24.41	
			Supplies/Offsite Fuel	11.24	
			Supplies/Offsite Fuel	28.00	
			Supplies/Offsite Fuel	39.38	
			Supplies/Offsite Fuel	27.92	
			Supplies/Offsite Fuel	60.00	
			Supplies/Offsite Fuel	76.02	
			Supplies/Offsite Fuel	64.97	
			Supplies/Offsite Fuel	55.80	
			Supplies/Offsite Fuel	81.65	
			Supplies/Offsite Fuel	49.39	
			Supplies/Offsite Fuel	101.89	
			Supplies/Offsite Fuel	141.85	
			Supplies/Offsite Fuel	46.52	



# Accounts Payable Check Register

Date: 7/10/2009

Check Run Date: 7/9/2009

Check Number	Vendor Number	Vendor Name	Account Description	Transaction Amount	Check Amount
216276	11546	EXPRESS SHOT #1	Supplies/Offsite Fuel	55.66	\$6,625.24
			Supplies/Offsite Fuel	70.01	
			Supplies/Offsite Fuel	81.84	
			Supplies/Offsite Fuel	31.29	
			Supplies/Offsite Fuel	32.67	
			Supplies/Offsite Fuel	35.00	
			Supplies/Offsite Fuel	14.99	
			Supplies/Offsite Fuel	14.53	
			Supplies/Offsite Fuel	17.62	
			Supplies/Offsite Fuel	37.83	
			Supplies/Offsite Fuel	23.50	
			Supplies/Offsite Fuel	37.02	
			Supplies/Offsite Fuel	33.96	
			Supplies/Offsite Fuel	29.01	
			Supplies/Offsite Fuel	31.19	
			Supplies/Offsite Fuel	34.75	
			Supplies/Offsite Fuel	147.26	
			Supplies/Offsite Fuel	17.44	
			Supplies/Offsite Fuel	33.82	
			Supplies/Offsite Fuel	30.29	
			Supplies/Offsite Fuel	-15.12	
			Supplies/Offsite Fuel	-20.00	
			Supplies/Offsite Fuel	-22.05	
			Supplies/Offsite Fuel	-31.03	
			Supplies/Offsite Fuel	-44.55	
			Supplies/Offsite Fuel	-25.18	
			Supplies/Offsite Fuel	-33.62	
			Supplies/Offsite Fuel	-32.92	
			Supplies/Offsite Fuel	-25.00	
			Supplies/Offsite Fuel	-24.55	
			Supplies/Offsite Fuel	-27.00	
			Supplies/Offsite Fuel	-31.47	
			Supplies/Offsite Fuel	-34.59	



# Accounts Payable Check Register

Date: 7/10/2009

Check Run Date: 7/9/2009

Check Number	Vendor Number	Vendor Name	Account Description	Transaction Amount	Check Amount
216276	11546	EXPRESS SHOT #1	Supplies/Offsite Fuel	-28.01	\$6,625.24
			Supplies/Offsite Fuel	-31.58	
			Supplies/Offsite Fuel	-40.11	
			Supplies/Offsite Fuel	-14.84	
			Supplies/Offsite Fuel	-32.47	
			Supplies/Offsite Fuel	-18.38	
			Supplies/Offsite Fuel	-14.35	
			Supplies/Offsite Fuel	-30.00	
			Supplies/Offsite Fuel	-35.23	
			Supplies/Offsite Fuel	-12.02	
			Supplies/Offsite Fuel	-23.70	
			Supplies/Offsite Fuel	-36.31	
			Supplies/Offsite Fuel	-28.10	
			Supplies/Offsite Fuel	-35.88	
			Supplies/Offsite Fuel	-53.50	
			Supplies/Offsite Fuel	-41.19	
			Supplies/Offsite Fuel	-34.84	
			Supplies/Offsite Fuel	-47.33	
			Supplies/Offsite Fuel	-41.77	
			Supplies/Offsite Fuel	-26.82	
			Supplies/Offsite Fuel	-20.38	
			Supplies/Offsite Fuel	-43.00	
			Supplies/Offsite Fuel	-16.53	
			Supplies/Offsite Fuel	-29.20	
			Supplies/Offsite Fuel	-24.73	
			Supplies/Offsite Fuel	-31.50	
			Supplies/Offsite Fuel	-44.77	
			Supplies/Offsite Fuel	-48.30	
			Supplies/Offsite Fuel	-28.00	
			Supplies/Offsite Fuel	-39.32	
			Supplies/Offsite Fuel	-37.66	
			Supplies/Offsite Fuel	-33.14	
			Supplies/Offsite Fuel	-30.09	



# Accounts Payable Check Register

Date: 7/10/2009

Check Run Date: 7/9/2009

Check Number	Vendor Number	Vendor Name	Account Description	Transaction Amount	Check Amount
216276	11546	EXPRESS SHOT #1	Supplies/Offsite Fuel	-33.56	\$6,625.24
			Supplies/Offsite Fuel	-22.58	
			Supplies/Offsite Fuel	-32.85	
			Supplies/Offsite Fuel	-36.35	
			Supplies/Offsite Fuel	-34.50	
			Supplies/Offsite Fuel	-37.53	
			Supplies/Offsite Fuel	-41.19	
			Supplies/Offsite Fuel	-39.47	
			Supplies/Offsite Fuel	-27.26	
			Supplies/Offsite Fuel	-41.27	
			Supplies/Offsite Fuel	-27.18	
			Supplies/Offsite Fuel	-21.10	
			Supplies/Offsite Fuel	-33.89	
			Supplies/Offsite Fuel	-41.39	
			Supplies/Offsite Fuel	-17.85	
			Supplies/Offsite Fuel	-21.73	
			Supplies/Offsite Fuel	-25.74	
			Supplies/Offsite Fuel	-52.68	
			Supplies/Offsite Fuel	-18.17	
			Supplies/Offsite Fuel	-38.05	
			Supplies/Offsite Fuel	-34.42	
			Supplies/Offsite Fuel	-46.00	
			Supplies/Offsite Fuel	-31.21	
			Supplies/Offsite Fuel	-29.58	
			Supplies/Offsite Fuel	-31.00	
			Supplies/Offsite Fuel	-23.53	
			Supplies/Offsite Fuel	-23.65	
			Supplies/Offsite Fuel	-18.00	
			Supplies/Offsite Fuel	-34.28	
			Supplies/Offsite Fuel	-33.82	
			Supplies/Offsite Fuel	-36.62	
			Supplies/Offsite Fuel	-26.31	
			Supplies/Offsite Fuel	-46.85	



# Accounts Payable Check Register

Date: 7/10/2009

Check Run Date: 7/9/2009

Check Number	Vendor Number	Vendor Name	Account Description	Transaction Amount	Check Amount
216276	11546	EXPRESS SHOT #1	Supplies/Offsite Fuel	-34.15	\$6,625.24
			Supplies/Offsite Fuel	-24.48	
			Supplies/Offsite Fuel	-27.44	
			Supplies/Offsite Fuel	-35.32	
			Supplies/Offsite Fuel	-37.83	
			Supplies/Offsite Fuel	-13.02	
			Supplies/Offsite Fuel	-40.49	
			Supplies/Offsite Fuel	-44.00	
			Supplies/Offsite Fuel	-24.88	
			Supplies/Offsite Fuel	-22.04	
			Supplies/Offsite Fuel	-37.58	
			Supplies/Offsite Fuel	-47.56	
			Supplies/Offsite Fuel	-34.00	
			Supplies/Offsite Fuel	-37.03	
			Supplies/Offsite Fuel	-30.79	
			Supplies/Offsite Fuel	-58.43	
			Supplies/Offsite Fuel	-32.34	
			Supplies/Offsite Fuel	-34.00	
			Supplies/Offsite Fuel	-56.85	
			Supplies/Offsite Fuel	-29.37	
			Supplies/Offsite Fuel	-41.67	
			Supplies/Offsite Fuel	-31.15	
			Supplies/Offsite Fuel	-33.75	
			Supplies/Offsite Fuel	-29.00	
			Supplies/Offsite Fuel	-12.01	
			Supplies/Offsite Fuel	-33.95	
			Supplies/Offsite Fuel	-33.01	
			Supplies/Offsite Fuel	-39.27	
			Supplies/Offsite Fuel	-22.88	
			Supplies/Offsite Fuel	-35.36	
			Supplies/Offsite Fuel	-24.41	
			Supplies/Offsite Fuel	-11.24	
			Supplies/Offsite Fuel	-28.00	



# Accounts Payable Check Register

Date: 7/10/2009

Check Run Date: 7/9/2009

Check Number	Vendor Number	Vendor Name	Account Description	Transaction Amount	Check Amount
216276	11546	EXPRESS SHOT #1	Supplies/Offsite Fuel	-39.38	\$6,625.24
			Supplies/Offsite Fuel	-27.92	
			Supplies/Offsite Fuel	-60.00	
			Supplies/Offsite Fuel	-76.02	
			Supplies/Offsite Fuel	-67.97	
			Supplies/Offsite Fuel	-55.80	
			Supplies/Offsite Fuel	-81.65	
			Supplies/Offsite Fuel	-49.39	
			Supplies/Offsite Fuel	-101.89	
			Supplies/Offsite Fuel	-141.85	
			Supplies/Offsite Fuel	-46.52	
			Supplies/Offsite Fuel	-55.66	
			Supplies/Offsite Fuel	-70.01	
			Supplies/Offsite Fuel	-81.84	
			Supplies/Offsite Fuel	-31.29	
			Supplies/Offsite Fuel	-32.67	
			Supplies/Offsite Fuel	-35.00	
			Supplies/Offsite Fuel	-14.99	
			Supplies/Offsite Fuel	-14.53	
			Supplies/Offsite Fuel	-44.00	
			Supplies/Offsite Fuel	-17.62	
			Supplies/Offsite Fuel	-37.83	
			Supplies/Offsite Fuel	-23.50	
			Supplies/Offsite Fuel	-37.02	
			Supplies/Offsite Fuel	-33.96	
			Supplies/Offsite Fuel	-29.01	
			Supplies/Offsite Fuel	-31.19	
			Supplies/Offsite Fuel	-34.75	
			Supplies/Offsite Fuel	-147.26	
			Supplies/Offsite Fuel	-17.44	
			Supplies/Offsite Fuel	-33.82	
			Supplies/Offsite Fuel	-30.29	
216277	1232	FEDERAL EXPRESS CORP	Supplies/Office Supplies	95.03	\$116.75



# Accounts Payable Check Register

Date: 7/10/2009

Check Run Date: 7/9/2009

Check Number	Vendor Number	Vendor Name	Account Description	Transaction Amount	Check Amount
216277	1232	FEDERAL EXPRESS CORP	Supplies/Office Supplies	21.72	\$116.75
216278	10304	FIDELITY-LAND RECORDS DI	CDBG/Home Proj - Housing/03 Housing & Emerg Rehab	475.00	\$5,875.00
			CDBG/Home -/08 Code Enforcement	5400.00	
216279	10916	FIRE-TECK LLC	Maintenance/Fire Vehicle Maintenance	239.21	\$239.21
216280	1257	FISHER SCIENTIFIC COMPANY	Supplies/Exp Instruments/Apparatus	134.06	\$416.73
			Supplies/Exp Instruments/Apparatus	227.02	
			Supplies/Exp Instruments/Apparatus	25.65	
			Supplies/Exp Instruments/Apparatus	30.00	
216281	1263	FLOWERS DAVIS LLP	City Capital Projects/Old Omen-Univ to Cr 2120	4856.92	\$30,654.59
			City Capital Projects/Old Omen-Univ to Cr 2120	1502.32	
			City Capital Projects/Old Omen-Univ to Cr 2120	343.50	
			City Capital Projects/Old Omen-Univ to Cr 2120	3772.96	
			City Capital Projects/Grande Blvd-Bwy to Paluxy	1061.00	
			City Capital Projects/Old Omen-Univ to Cr 2120	316.59	
			Sundry/Available for Projects	18801.30	
216282	11025	FRED KERSH D.O.P.A.	Services/Applicant/Emp Testing Fee	60.00	\$60.00
216283	11622	GABRIEL ROEDER SMITH & COMPANY	Services/Special Services	1500.00	\$6,180.00
			Services/Special Services	4680.00	
216284	5241	GEAUX CORPORATION	Capital Outlay/Water Systems	15000.00	\$15,000.00
216286	4934	GLOBAL MAILING SERVICE INC	Services/Special Services	5843.93	\$5,843.93
216287	9700	GRESSCO, LTD.	Supplies/Office Supplies	49.98	\$49.98
216288	1471	HACH COMPANY	Supplies/Chem, Med, Surg Supplies	325.96	\$352.95
			Supplies/Chem, Med, Surg Supplies	26.99	
216289	9323	HALL VOLVO GMC	Maintenance/Fire Vehicle Maintenance	1820.10	\$1,820.10
216290	4183	MISC - WATER REFUNDS	Utility Billing Rec/	31.63	\$31.63
216291	1481	HAMILTON SUPPLY	Maintenance/Fire Vehicle Maintenance	123.52	\$123.52
216292	1513	HAWS ROOFING CO. INC.	Prop & Facilities Maint/Prop Fac Mgmt-Roofs	1750.00	\$1,750.00
216293	10996	HD SUPPLY WATERWORKS LTD	Stores/	1309.00	\$1,309.00
216296	9974	HENRY & HENRY ENTERPRISES	Sundry/Voucher Program 952	198.33	\$198.33
216298	11065	HORIZON DISTRIBUTORS	Maintenance/Sports Field Maint	155.15	\$252.83
			Maintenance/Sports Field Maint	8.61	
			Maintenance/Sports Field Maint	67.08	
			Maintenance/Sports Field Maint	21.99	



# Accounts Payable Check Register

Date: 7/10/2009

Check Run Date: 7/9/2009

Check Number	Vendor Number	Vendor Name	Account Description	Transaction Amount	Check Amount
216299	7209	HYDRAULIC POWER SERVICES INC	Maintenance/Building Maintenance	921.79	\$921.79
216300	7187	INSCO INC	Supplies/Exp Instruments/Apparatus	300.00	\$300.00
216301	8586	INTERNATIONAL CODE COUNCIL	Services/Dues & Subscriptions	180.00	\$180.00
216302	1656	J & S SAND COMPANY	Maintenance/Sports Field Maint	160.00	\$160.00
216303	1672	J MARCEL ENTERPRISES	Supplies/Clothing, Dry Goods	352.59	\$362.58
			Supplies/Clothing, Dry Goods	9.99	
216304	12061	J STOWE & CO	Sundry/Available for Projects	5707.50	\$5,832.50
			Services/Special Services	125.00	
216305	8071	JACK W. LEE	Sundry/Voucher Program 952	303.00	\$303.00
216307	10277	JOHN H MUIZERS	Sundry/Voucher Program 952	837.00	\$837.00
216310	1930	JOHNSON CONTROLS, INC.	Maintenance/Heating-Cooling Systems	739.00	\$982.75
			Maintenance/Heating-Cooling Systems	243.75	
216311	1938	JONES JANITORIAL SERV.	Services/Janitorial Service	250.00	\$250.00
216312	4339	MISC - BONDS/MUN CT	/	132.00	\$132.00
216313	4183	MISC - WATER REFUNDS	Utility Billing Rec/	67.57	\$67.57
216314	12135	KINGDOM INVESTMENTS	Sundry/Voucher Program 952	1263.00	\$1,263.00
216315	2101	KIRBY RESTAURANT SUPPLY	Services/Rents	130.00	\$473.00
			Services/Rents	193.00	
			Services/Rents	150.00	
216316	2121	L & L ASPHALT CORP	Capital Outlay/Streets Overlay	2875.00	\$2,875.00
216317	5446	LABOR READY CENTRAL	Services/Temporary Agencies	2176.00	\$8,004.82
			Services/Temporary Agencies	352.50	
			Services/Temporary Agencies	1134.00	
			Services/Temporary Agencies	663.00	
			Services/Temporary Agencies	1693.44	
			Services/Temporary Agencies	482.82	
			Services/Temporary Agencies	265.41	
			Services/Temporary Agencies	1237.65	
216320	11456	LATOYA MATHIS & TXU	Sundry/Voucher Program 952	130.00	\$130.00
216321	8223	LIFE INSURANCE CO OF NORTH AMERICA	Services/LTD Insurance Premiums	8073.07	\$8,073.07
216322	2255	LINDALE RURAL WATER	Utilities/Water/Sewer/Garbage	116.89	\$116.89
216323	10308	LOIS V. SCOTT	Sundry/Voucher Program 952	150.00	\$150.00
216324	10094	LONE STAR GENERATORS, INC.	Maintenance/Maint of Mach & Implement	127.50	\$1,752.92




# Accounts Payable Check Register

Date: 7/10/2009

Check Run Date: 7/9/2009

Check Number	Vendor Number	Vendor Name	Account Description	Transaction Amount	Check Amount
216324	10094	LONE STAR GENERATORS, INC.	Maintenance/Maint of Mach & Implement	186.18	\$1,752.92
			Maintenance/Maint of Mach & Implement	188.39	
			Maintenance/Maint of Mach & Implement	172.38	
			Maintenance/Maint of Mach & Implement	335.88	
			Maintenance/Maint of Mach & Implement	181.45	
			Maintenance/Maint of Mach & Implement	85.00	
			Maintenance/Maint of Mach & Implement	195.57	
			Maintenance/Maint of Mach & Implement	195.57	
			Maintenance/Maint of Mach & Implement	85.00	
216325	8168	LOWE'S OF TYLER	Maintenance/Building Maintenance	23.22	
216326	2298	LOWES HOME CENTERS, INC.	Supplies/Hand Tool Allowance	430.54	\$430.54
216327	2341	MADDOX AIR CONDITIONING INC	Maintenance/Heating-Cooling Systems	591.00	\$591.00
216328	2349	MANPOWER	Services/Temporary Agencies	1489.50	\$2,398.50
			Services/Temporary Agencies	909.00	
216330	9304	MARK HOWELL	Sundry/Voucher Program 952	498.00	\$498.00
216332	6541	MARVA OR EDWARD WALLACE	Sundry/Voucher Program 952	231.00	\$231.00
216333	2420	MASTER METALLIZING	Maintenance/Maint of Mach & Implement	285.00	\$285.00
216334	4595	MASTER PUMPS & EQUIPMENT	Supplies/Exp Machines/Implements	1148.00	\$1,148.00
216335	2424	MATHEWS & FREELAND,	Services/Special Services	4673.17	\$4,673.17
216337	6335	MATTHEWS INTERNATIONAL CORP	Supplies/Identification Supplies	226.85	\$453.67
			Supplies/Identification Supplies	220.77	
			Supplies/Identification Supplies	6.05	
216338	11737	MCALPINE HOMES LLC	CDBG/Home -/08 City/New Construction	14922.00	\$14,922.00
216339	2457	MCNEILUS TRUCK & MFG INC	Garage/Parts	865.96	\$1,026.10
			Garage/Parts	160.14	
216341	6996	METRO IRRIGATION SUPPLY INC	Maintenance/Water Mains	112.36	\$924.65
			Maintenance/Water Mains	150.46	
			Maintenance/Water Mains	72.10	
			Maintenance/Water Mains	60.23	
			Maintenance/Water Mains	58.25	
			Maintenance/Water Mains	75.22	
			Maintenance/Water Mains	32.95	
			Maintenance/Water Mains	63.08	



# Accounts Payable Check Register

Date: 7/10/2009

Check Run Date: 7/9/2009

Check Number	Vendor Number	Vendor Name	Account Description	Transaction Amount	Check Amount
216341	6996	METRO IRRIGATION SUPPLY INC	Maintenance/Water Mains	300.00	\$924.65
216343	8876	MIKE PIETSCH, P.E. CONSULTING	Services/Special Services	8750.00	\$8,750.00
216344	11872	MJJ CONSTRUCTION INC	CDBG/Home -/07 Demolitions	1700.00	\$4,000.00
			CDBG/Home -/07 Demolitions	2300.00	
216345	4183	MISC - WATER REFUNDS	Utility Billing Rec/	50.00	\$50.00
216346	2570	MOTOROLA	Capital Outlay/Technology Purch > \$3,000	3856.20	\$3,856.20
216347	9606	MUNICIPAL WATER WORKS SUPPLY L.P.	Maintenance/Sanitary Sewers	699.86	\$999.80
			Maintenance/Sanitary Sewers	299.94	
216348	2591	MURPHYS WELDING SERVICE	Maintenance/Container Maintenance	1830.00	\$3,950.00
			Maintenance/Container Maintenance	650.00	
			Maintenance/Container Maintenance	750.00	
			Maintenance/Container Maintenance	720.00	
216349	9087	MUSIC MOUNTAIN WATER COMPANY	Supplies/Office Supplies	18.13	\$18.13
216350	2608	NAPA AUTO PARTS	Garage/Parts	-312.02	\$153.14
			Garage/Parts	310.61	
			Garage/Parts	154.55	
216351	2682	OFFICE DEPOT	Supplies/Office Supplies	14.02	\$69.77
			Supplies/Office Supplies	16.18	
			Supplies/Office Supplies	8.09	
			Supplies/Office Supplies	3.13	
			Supplies/Office Supplies	28.35	
216352	7269	OFFICE DEPOT INC	Supplies/Office Supplies	691.22	\$2,982.18
			Supplies/Office Supplies	132.57	
			Supplies/Office Supplies	-32.10	
			Supplies/Office Supplies	56.28	
			Supplies/Office Supplies	125.00	
			Supplies/Office Supplies	26.17	
			Supplies/Office Supplies	126.56	
			Supplies/Office Supplies	28.00	
			Supplies/Office Supplies	16.80	
			Supplies/Office Supplies	822.54	
			Supplies/Office Supplies	9.41	
			Supplies/Office Supplies	10.96	



# Accounts Payable Check Register

Date: 7/10/2009

Check Run Date: 7/9/2009

Check Number	Vendor Number	Vendor Name	Account Description	Transaction Amount	Check Amount
216352	7269	OFFICE DEPOT INC	Supplies/Office Supplies	-5.22	\$2,982.18
			Supplies/Office Supplies	45.14	
			Supplies/Office Supplies	135.08	
			Supplies/Office Supplies	40.00	
			Supplies/Office Supplies	159.98	
			Supplies/Office Supplies	76.19	
			Supplies/Office Supplies	75.36	
			Supplies/Office Supplies	56.04	
			Supplies/Office Supplies	250.96	
			Supplies/Office Supplies	135.24	
216353	2701	OVERHEAD DOOR OF TYLER	Maintenance/Building Maintenance	242.50	\$377.50
			Maintenance/Building Maintenance	135.00	
216354	2728	PARENTS ANONYMOUS	Services/Partners 4 Youth Programs	4060.00	\$4,060.00
216355	4339	MISC - BONDS/MUN CT	Fines and Penalties/Court Fee - Clearing	1114.00	\$1,114.00
216356	2791	PENCO OIL COMPANY	Maintenance/Container Maintenance	185.52	\$366.18
			Maintenance/Container Maintenance	180.66	
216358	7877	PETTY CASH - KRYSTIN BRIDGES	Supplies/Luncheon/Dinner Meetings	42.15	\$42.15
216359	2821	PHILPOTT MOTORS LTD	Capital Outlay/Motor Vehicles	60265.00	\$120,930.00
			Capital Outlay/Motor Vehicles	60265.00	
			Capital Outlay/Motor Vehicles	400.00	
216360	4497	POSTMASTER	Supplies/Office Supplies	50.00	\$50.00
216361	8259	PRAXAIR INC	Supplies/Chem, Med, Surg Supplies	1905.47	\$5,705.23
			Supplies/Chem, Med, Surg Supplies	1901.28	
			Supplies/Chem, Med, Surg Supplies	1898.48	
216362	7695	PREMIER CHEMICALS, INC	Supplies/Chem, Med, Surg Supplies	7033.42	\$29,723.92
			Supplies/Chem, Med, Surg Supplies	7839.03	
			Supplies/Chem, Med, Surg Supplies	7120.58	
			Supplies/Chem, Med, Surg Supplies	7730.89	
216363	8427	PROMOTIONAL MARKETPLACE	Services/Adv & Publicity Printing	385.00	\$783.38
			Services/Adv & Publicity Printing	398.38	
216364	11673	PROPERTY SOLUTIONS	Sundry/Voucher Program 952	306.00	\$306.00
216365	2882	PURVIS BEARING SERVICE INC	Maintenance/Maint of Mach & Implement	68.40	\$409.30
			Maintenance/Maint of Mach & Implement	155.46	



# Accounts Payable Check Register

Date: 7/10/2009

Check Run Date: 7/9/2009

Check Number	Vendor Number	Vendor Name	Account Description	Transaction Amount	Check Amount
216365	2882	PURVIS BEARING SERVICE INC	Maintenance/Maint of Mach & Implement	5.91	\$409.30
			Maintenance/Maint of Mach & Implement	179.53	
216366	2884	QUALITY CONSULTING &	Services/Special Services	3070.50	\$3,070.50
216367	6776	QUEST ASSET MGMT. C/O PARKVIEW APT	Sundry/Voucher Program 952	918.00	\$918.00
216368	2890	R & R LAWNS, INC.	Maintenance/Building Maintenance	120.00	\$120.00
216369	11801	RED RIVER CONSTRUCTION CO	City Capital Projects/Trtmnt Plant Construction	74893.87	\$74,893.87
216370	10036	RED RIVER SPECIALITIES, INC.	Supplies/Botanical & Agri Supplies	302.50	\$302.50
216371	2971	REHRIG PACIFIC CO.	Capital Outlay/Sanitation Containers	28317.60	\$28,317.60
216372	5308	REMEDY INTELLIGENT STAFFING	Services/Temporary Agencies	951.08	\$1,917.92
			Services/Temporary Agencies	966.84	
216373	2987	REYNOLDS & KAY , LTD	City Capital Projects/Grande Blvd-Bwy to Paluxy	99924.33	\$99,924.33
216374	3002	RICHARD PATTESON	Services/Special Services	1672.00	\$1,672.00
216375	4183	MISC - WATER REFUNDS	Utility Billing Rec/	6.40	\$6.40
216379	904484	ROBERT MAY	Sundry/Voucher Program 952	257.13	\$257.13
216380	9944	ROGERS CONSTRUCTION	CDBG/Home -/05 City/New Construction	14953.23	\$28,958.58
			CDBG/Home -/07 Reconstruction	3663.00	
			CDBG/Home -/06 City/New Construction	1548.95	
			CDBG/Home -/08 Owner Rehab	8793.40	
216381	9899	ROTARY CLUB OF TYLER	Services/Dues & Subscriptions	125.00	\$125.00
216382	4176	ROZELL SPRAYER MFG	Maintenance/Maint of Mach & Implement	12.90	\$12.90
216383	3116	RPR CONSTRUCTION CO	City Capital Projects/Park Restrooms (13) 2008	1685.00	\$3,068.00
			City Capital Projects/Park Restrooms (13) 2008	1383.00	
216384	11403	RSC EQUIPMENT RENTAL	Maintenance/Drainage Projects	202.00	\$202.00
216385	3123	RUDD PLUMBING CO	Maintenance/Building Maintenance	286.17	\$286.17
216386	6371	RWL GROUP	Services/Special Services	3750.00	\$3,750.00
216387	3165	SAM R HILL LUMBER CO	Maintenance/Transit Ground Maintenanc	25.96	\$220.69
			Maintenance/Building Maintenance	14.99	
			Maintenance/Building Maintenance	19.19	
			Supplies/Hand Tool Supplies	19.76	
			Services/Affordable Housing/ NEW	22.98	
			Maintenance/Building Maintenance	7.48	
			Supplies/Hand Tool Allowance	1.99	
			Supplies/Janitorial Supplies	16.48	




# Accounts Payable Check Register

Date: 7/10/2009

Check Run Date: 7/9/2009

Check Number	Vendor Number	Vendor Name	Account Description	Transaction Amount	Check Amount
216387	3165	SAM R HILL LUMBER CO	Supplies/Janitorial Supplies	8.48	\$220.69
			Supplies/Janitorial Supplies	8.58	
			Maintenance/Maint of Mach & Implement	3.99	
			Maintenance/Maint of Mach & Implement	31.06	
			Maintenance/Maint of Mach & Implement	10.47	
			Supplies/Chem, Med, Surg Supplies	29.28	
216388	3167	SAM'S WHOLESALE CLUB	Services/Special Services	86.61	\$86.61
216389	3249	SHERWIN-WILLIAMS	Maintenance/Building Maintenance	26.66	\$78.24
			Maintenance/Building Maintenance	19.67	
			Maintenance/Building Maintenance	31.91	
216390	3253	SHI GOVERNMENT SOLUTIONS INC	Services/Special Services	332.00	\$664.00
			Supplies/Office Supplies	332.00	
216391	3286	SMITH COUNTY BAR ASSN.	Services/Dues & Subscriptions	50.00	\$200.00
			Services/Dues & Subscriptions	50.00	
			Services/Dues & Subscriptions	50.00	
			Services/Dues & Subscriptions	50.00	
216392	4339	MISC - BONDS/MUN CT	Fines and Penalties/Court Fee - Clearing	65.00	\$65.00
216393	4508	SMITH PUMP CO	Maintenance/Maint of Mach & Implement	8.73	\$322.99
			Maintenance/Maint of Mach & Implement	314.26	
216394	3306	SNELLING TEMPORARY SERVICES	Services/Temporary Agencies	589.62	\$1,488.18
			Services/Temporary Agencies	336.96	
			Services/Temporary Agencies	561.60	
216395	11322	SOFTBALL WORLD	Services/Tournament Expenses	1000.00	\$1,000.00
216396	4183	MISC - WATER REFUNDS	Utility Billing Rec/	41.90	\$41.90
216397	11385	SOUTHERN TIRE MART LLC	Sundry/Fleet Maint/PI Default Ex	242.50	\$242.50
216398	3318	SOUTHERN UTILITIES	Utilities/Water/Sewer/Garbage	707.06	\$7,460.81
			Utilities/Water/Sewer/Garbage	14.21	
			Utilities/Water/Sewer/Garbage	15.98	
			Utilities/Water/Sewer/Garbage	3639.77	
			Utilities/Water/Sewer/Garbage	14.21	
			Utilities/Water/Sewer/Garbage	19.51	
			Utilities/Water/Sewer/Garbage	14.21	
			Utilities/Water/Sewer/Garbage	59.66	



# Accounts Payable Check Register

Date: 7/10/2009

Check Run Date: 7/9/2009

Check Number	Vendor Number	Vendor Name	Account Description	Transaction Amount	Check Amount
216398	3318	SOUTHERN UTILITIES	Utilities/Water/Sewer/Garbage	24.82	\$7,460.81
			Utilities/Water/Sewer/Garbage	1475.84	
			Utilities/Water/Sewer/Garbage	14.21	
			Utilities/Water/Sewer/Garbage	1319.29	
			Utilities/Water/Sewer/Garbage	127.83	
			Utilities/Water/Sewer/Garbage	14.21	
216399	10411	SOUTHSIDE BANK	Services/Time Pmt Efficiency Exp	514.20	\$514.20
216400	10020	SOUTHWEST PINES APTS	Sundry/Voucher Program 952	1238.00	\$1,238.00
216401	3341	SPUR MACHINE WORKS	Maintenance/Maint of Mach & Implement	75.00	\$1,215.32
			Maintenance/Maint of Mach & Implement	1140.32	
216402	1351	STEWART ENGINEERING SUPPLY INC	Services/Rents	195.00	\$195.00
216403	3415	STRIPING TECHNOLOGY, INC.	City Capital Projects/'05 Traffic Signals (6)	20412.89	\$20,412.89
216404	10969	SUDDENLINK COMMUNICATIONS	Services/Special Services	41.18	\$41.18
216405	3939	SWORD CO.	Maintenance/Building Maintenance	76.00	\$76.00
216406	3459	T B BUTLER PUBLISHING CO	Services/Dues & Subscriptions	310.80	\$2,780.96
			Services/Special Services	269.86	
			Services/Adv & Publicity Printing	0.30	
			Services/Adv & Publicity Printing	200.00	
			Services/Adv & Publicity Printing	1000.00	
			Services/Adv & Publicity Printing	1000.00	
216407	7207	T-BONE PROPERTIES, LP	Sundry/Voucher Program 952	856.00	\$856.00
216408	3469	TAABS PRINTING	Services/Special Services	119.00	\$119.00
216409	7957	TANNER INDUSTRIES, INC	Supplies/Chem, Med, Surg Supplies	2793.12	\$2,793.12
216410	11585	TAYLOR'S QUALITY LAWN & LANDSCAPE	Services/Special Services	250.00	\$250.00
216411	11760	TCH COMMUNITY HOUSING DEVELOPMEN	CDBG/HOME Projects/01 CHDO SA-TCH R8/03	1233.12	\$8,544.00
			CDBG/HOME Projects/01 CHDO TCH New R 8/03	2516.88	
			CDBG/HOME Projects/01 CHDO TCH New R 8/03	3750.00	
			CDBG/HOME Projects/02 CHDO TCH NEW R 8/03	522.00	
			CDBG/HOME Projects/02 CHDO TCH NEW R 8/03	522.00	
216412	9946	TELEPHONE SPECIALISTS, INC.	Services/Special Services	309.50	\$309.50
216413	3496	TELETOUCH-PAGERS	Utilities/Pagers	75.61	\$1,096.56
			Utilities/Pagers	18.02	
			Utilities/Pagers	84.34	




# Accounts Payable Check Register

Date: 7/10/2009

Check Run Date: 7/9/2009

Check Number	Vendor Number	Vendor Name	Account Description	Transaction Amount	Check Amount
216413	3496	TELETOUCH-PAGERS	Utilities/Pagers	24.41	\$1,096.56
			Utilities/Pagers	123.66	
			Utilities/Pagers	69.56	
			Utilities/Pagers	10.54	
			Utilities/Pagers	5.93	
			Utilities/Pagers	56.93	
			Utilities/Pagers	617.33	
			Utilities/Pagers	10.23	
216414	3497	TELETOUCH-2WAY RADIO	Maintenance/Maint of Mach & Implement	45.00	\$45.00
216415	10046	TEMSCO	Maintenance/Maint of Mach & Implement	475.00	\$475.00
216416	3504	TERMINIX PEST CONTROL	Maintenance/Building Maintenance	47.00	\$47.00
216417	9926	TEXAS DEPARTMENT OF STATE HEALTH	Services/Employee License/Cert Fee	640.00	\$640.00
216418	3550	TEXAS FILTER SERVICE INC	Maintenance/Heating-Cooling Systems	13.33	\$40.00
			Maintenance/Heating-Cooling Systems	26.67	
216419	3587	TEXAS SWEETWATER EXPRESS SERVICE	Supplies/Office Supplies	33.50	\$33.50
216420	4780	THE BANK OF NEW YORK MELLON	Sundry/Paying Agent/Arbit Fees	300.00	\$300.00
216421	3619	THE FLOWER BOX	Supplies/Flowers	35.50	\$140.00
			Supplies/Hand Tool Supplies	47.00	
			Supplies/Flowers	57.50	
216422	3625	THE LAB	Services/Applicant/Emp Testing Fee	112.00	\$112.00
216423	3640	THE SOUTHWELL COMPANY	Sundry/Historic Preservation	1825.00	\$1,825.00
216424	7600	THYSSENKRUPP ELEVATOR CORP	Maintenance/Maint of Inst & Apparatus	535.99	\$535.99
216426	11857	TURNAROUND TRAINING SOLUTIONS LLC	Sundry/City University	156.00	\$156.00
216427	7617	TURNER BROS CRANE AND RIGGING LLC	Services/Special Services	3500.00	\$3,500.00
216428	3756	TXU ELECTRIC	Utilities/Power and Lights	8.49	\$3,385.33
			City Capital Projects/Grande Blvd-Bwy to Paluxy	8.90	
			Utilities/Power and Lights	117.86	
			Utilities/Power and Lights	29.99	
			Utilities/Power and Lights	32.37	
			Utilities/Power and Lights	14.92	
			Utilities/Power and Lights	860.26	
			Utilities/Power and Lights	184.30	
			Utilities/Power and Lights	109.97	




# Accounts Payable Check Register

Date: 7/10/2009

Check Run Date: 7/9/2009

Check Number	Vendor Number	Vendor Name	Account Description	Transaction Amount	Check Amount
216428	3756	TXU ELECTRIC	Utilities/Power and Lights	8.32	\$3,385.33
			Utilities/Power and Lights	8.49	
			Utilities/Power and Lights	1100.08	
			Utilities/Power and Lights	8.49	
			Utilities/Power and Lights	8.32	
			Utilities/Power and Lights	8.49	
			Utilities/Power and Lights	32.07	
			Utilities/Power and Lights	565.81	
			Utilities/Power and Lights	8.49	
			Utilities/Power and Lights	8.49	
			Utilities/Power and Lights	8.49	
			Utilities/Power and Lights	38.26	
			Utilities/Power and Lights	75.71	
			Utilities/Power and Lights	107.23	
			Utilities/Power and Lights	31.53	
216429	3771	TYLER AREA CHAMBER OF	Services/Special Services	450.00	\$700.00
			Services/Dues & Subscriptions	250.00	
216430	3825	TYLER OFFICIALS ASSOC	Services/Softball Expenses	4176.00	\$8,863.68
			Services/Softball Expenses	1572.00	
			Services/Tournament Expenses	1158.00	
			Services/Basketball Expenses	1083.68	
			Services/Special Services	874.00	
216431	4937	TYLER TROPHY COMPANY	Services/Special Services	8.50	\$8.50
216432	3834	TYLER UNIFORM CO.	Supplies/Clothing, Dry Goods	8.95	\$354.65
			Supplies/Clothing, Dry Goods	32.45	
			Supplies/Clothing, Dry Goods	32.15	
			Supplies/Clothing, Dry Goods	142.20	
			Supplies/Clothing, Dry Goods	33.00	
			Supplies/Clothing, Dry Goods	70.00	
			Supplies/Clothing, Dry Goods	35.90	
216433	9797	TYLER VETERINARY CENTER	Services/Special Services	208.96	\$208.96
216434	3835	TYLER WELDERS SUPPLY	Maintenance/Container Maintenance	15.00	\$15.00
216435	3847	U S POSTAL SVC 22163372	Postage/	9000.00	\$9,000.00



# Accounts Payable Check Register

Date: 7/10/2009

Check Run Date: 7/9/2009

Check Number	Vendor Number	Vendor Name	Account Description	Transaction Amount	Check Amount
216436	3860	UNITED PARCEL SERVICE	Supplies/Office Supplies	26.75	\$26.75
216437	3907	VERNON LIBRARY SUPPLIES	Supplies/Office Supplies	114.34	\$114.34
216438	904496	VILLAS OF PINE RIDGE	Sundry/Voucher Program 952	162.00	\$162.00
216439	904774	VIRGINIA KENNEDY	Sundry/Voucher Program 952	120.00	\$134.00
			Sundry/Voucher Program 952	14.00	
216440	3926	VITAL EARTH RESOURCES	Supplies/Botanical & Agri Supplies	481.25	\$3,241.25
			Maintenance/Street median maintenance	2760.00	
216441	3936	W C SUPPLY CO INC	Garage/Parts	346.80	\$676.20
			Garage/Parts	107.06	
			Garage/Parts	222.34	
216442	4037	WILLSTAFF WORLDWIDE-TYLER	Services/Temporary Agencies	3527.12	\$15,677.59
			Services/Temporary Agencies	2781.74	
			Services/Temporary Agencies	2425.92	
			Services/Temporary Agencies	1121.60	
			Services/Temporary Agencies	2091.60	
			Services/Temporary Agencies	993.92	
			Services/Temporary Agencies	2735.69	
216443	4044	WISENBAKER, FIX & ASSOC.	Services/Special Services	1040.00	\$1,040.00
216444	4064	XEROX CORP	Services/Rents	442.40	\$1,563.38
			Services/Rentals	237.93	
			Services/Rents	320.40	
			Services/Rents	391.19	
			Services/Special Services	171.46	
216445	4066	XEROX CORPORATION	Services/Rentals	161.27	\$570.54
			Services/Rents	409.27	
216446	4065	XEROX CORPORATION/COPIER	Services/Rentals	121.63	\$2,618.46
			Services/Rents	1084.97	
			Services/Rents	401.05	
			Services/Rents	401.05	
			Services/Rents	186.16	
			Services/Rents	211.80	
			Services/Rents	211.80	
216447	5614	ZEE MEDICAL SERVICE INC	Maintenance/Maint of Inst & Apparatus	63.20	\$63.20



# Accounts Payable Check Register

Date: 7/10/2009

Check Run Date: 7/9/2009

---

Check Number	Vendor Number	Vendor Name	Account Description	Transaction Amount	Check Amount
216448	4074	ZEP MANUFACTURING CO.	Supplies/Janitorial Supplies	60.74	\$60.74

---